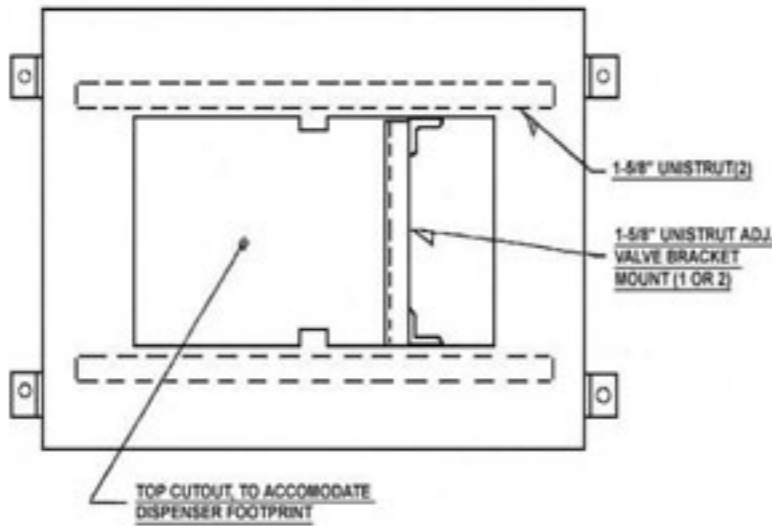


HOSE RETRIEVER
MOUNT(S), OPTIONAL

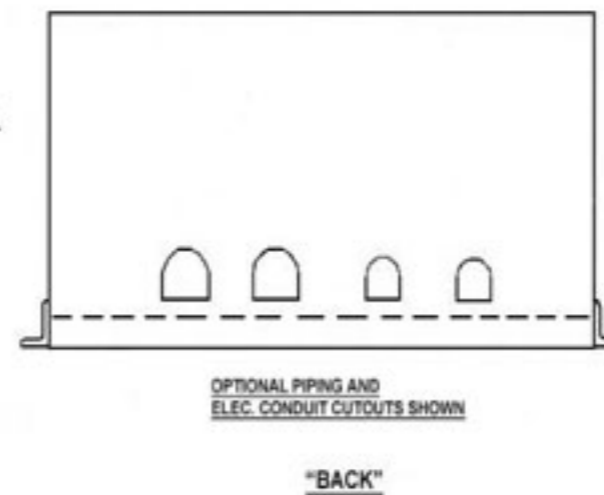
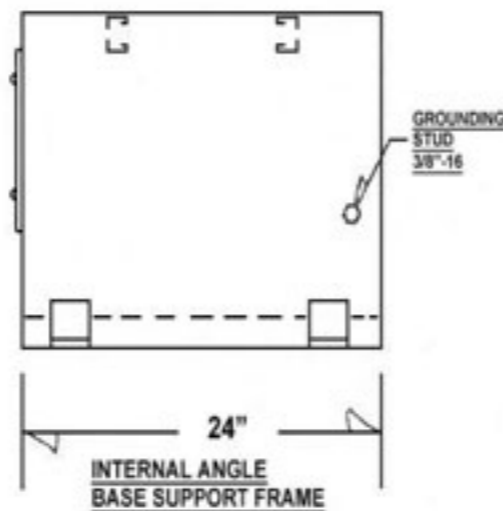
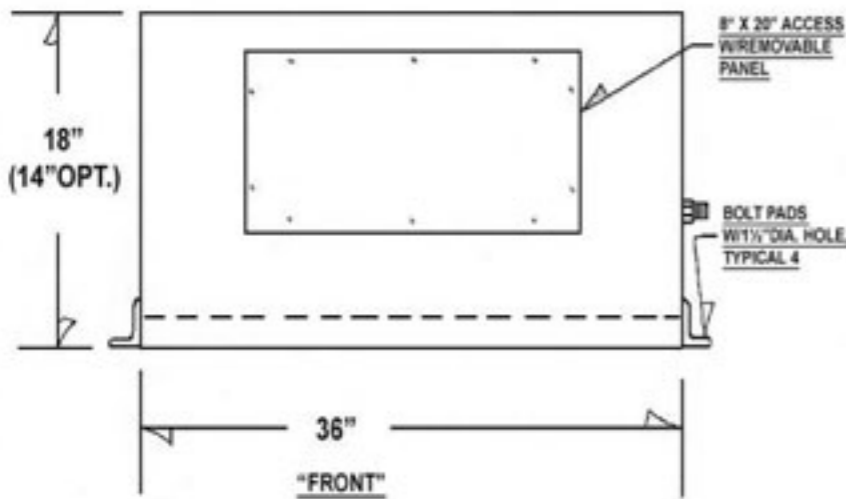


MODEL NO.	Height	Product Lines (valve brackets)	Conduit Openings	Hose Retriever mounts (opt.)
1800-14-110.....	14"	1.....	1.....	0.....
1800-14-111.....	14"	1.....	1.....	1.....
1800-14-121.....	14"	1.....	2.....	1.....
1800-14-222.....	14.....	2.....	2.....	2.....
1800-18-110.....	18.....	1.....	1.....	0.....
1800-18-111.....	18.....	1.....	1.....	1.....
1800-18-121.....	18.....	1.....	2.....	1.....
1800-18-222.....	18.....	2.....	2.....	2.....

MODELS LISTED ARE OPEN-BOTTOM
CONFIGURATION. ADD SUFFIX "E" TO
DESIGNATE SOLID, SPILL CONTAINMENT
BOTTOM.

MATERIALS:

- **STAND:**
12GA STEEL (OPT: 12GA
STAINLESS STEEL)
- **INTERNAL FRAME:**
1½ X 1/8 STEEL ANGLE
(OPT. STAINLESS STEEL)
- **BOLT PADS:**
2 X ¼ ANGLE (OPT. S/S)
- **COATING:**
EXTERIOR & INTERIOR
POWDERCOATED, BLACK
(OTHER COLORS AVAIL.)
(OPT. BARE S/S)



#1800 SERIES DISPENSER STAND

BAKER INDUSTRIES NORTHWEST

12428 Highway 99 South, Unit 56
Everett, Washington 98204-5502
Tel:(425)212-3169 • FAX:(425)353-6788 • e-mail: larry@bakerindnw.com
www.bakerindustriessouthwest.com

REV
REV
REV

DRAWN	CHECKED	DATE
LRG		05-01-04

This drawing and design are proprietary to BAKER INDUSTRIES NORTHWEST, and may not be copied or duplicated in whole or in part without the written permission of BAKER INDUSTRIES NW.